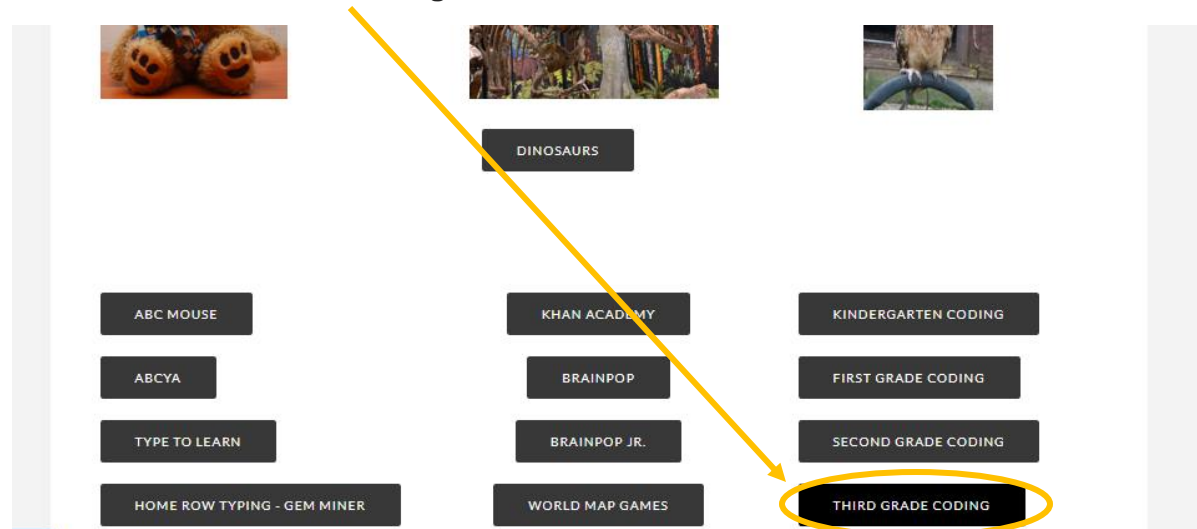


Good afternoon, third grade families!

This week, for Computer class, we will focus on Coding!

1. Start at the Weebly site: [fredericksburgacademy.weebly.com](http://fredericksburgacademy.weebly.com)

2. Click on "**Third Grade Coding**"

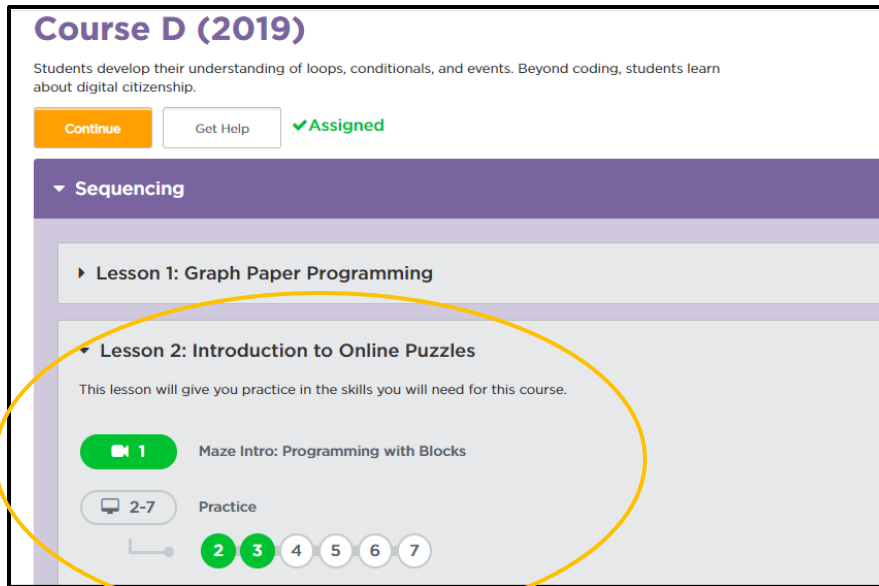


3. Start **Course D, Lesson 2: Introduction to Online Puzzles.**

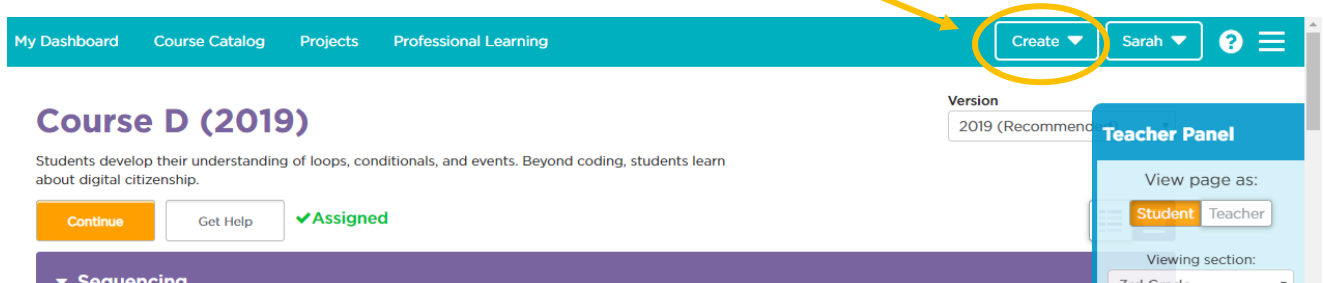
This is to practice skills you have already learned in coding (in Course C), and to warm up to the lessons that will come later. Please spend 20 minutes coding. If you get to it, Lesson 4 is a debugging activity, so you will be fixing what has already been programmed: where are the mistakes, and where are there extra blocks making it difficult for the program to work?

Coding is an activity that allows students to work at their own pace. If you find that you are ready to move to Lesson 3 or Lesson 4 during your 30 minutes of coding, you may move to the next level and continue from there. There should be some repetition, though, to keep you comfortable as you get ready to move to the next level and add new skills. Just think of this as practice, and if it's easy, that will make everything more comfortable later on.

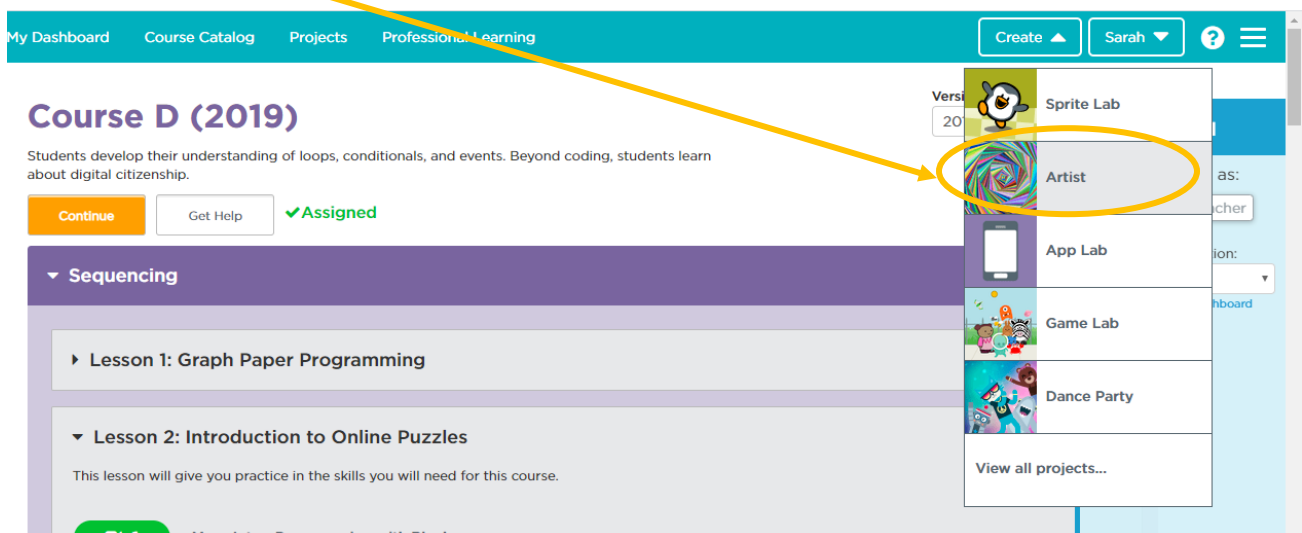
\*\*\*See the next page\*\*\*



4. **Artist:** After 20 minutes of coding in Course D, find the **Create** button at the top of your screen. It should be next to your name.



Now click on **“Artist”** to code some artwork today!



I will look forward to logging in to track your progress! Hope you enjoy coding today!